

# ZXTN2040F

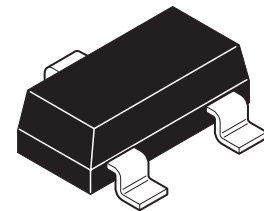
## SOT23 40 volt NPN silicon planar medium power transistor

### Summary

$V_{(BR)CEO} > 40V$

$I_{c(cont)} = 1A$

$V_{ce(sat)} < 500mV @ 1A$



### Complementary type

ZXTP2041F

### Description

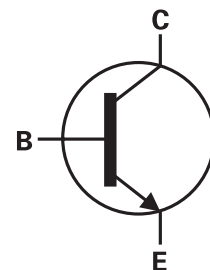
This transistor combines high gain, high current operation and low saturation voltage making it ideal for power MOSFET gate driving and low loss power switching.

### Features

- Low saturation voltage for reduced power dissipation
- 1 to 2 amp high current capability
- Pb-free
- SOT23 package

### Applications

- Power MOSFET gate driving
- Low loss power switching



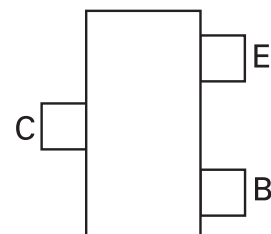
### Ordering information

Device	Reel size	Tape width	Quantity per reel
ZXTN2040FTA	7"	8mm	3,000
ZXTN2040FTC	13"	8mm	10,000

### Device marking

N40

Pin out - top view



# ZXTN2040F

## Absolute maximum ratings

Parameter	Symbol	Limit	Unit
Collector-base voltage	$V_{CBO}$	40	V
Collector-emitter voltage	$V_{CEO}$	40	V
Emitter-base voltage	$V_{EBO}$	5.0	V
Peak pulse current	$I_{CM}$	2	A
Continuous collector current *	$I_C$	1	A
Peak base current	$I_{BM}$	1	A
Power dissipation @ $T_A=25^{\circ}C$ *	$P_D$	350	mW
Operating and storage temperature	$T_j; T_{stg}$	-55 to +150	$^{\circ}C$

### NOTES:

\* For a device surface mounted on a 15mm x 15mm FR4 PCB with high coverage of single sided 1oz copper, in still air conditions.

# ZXTN2040F

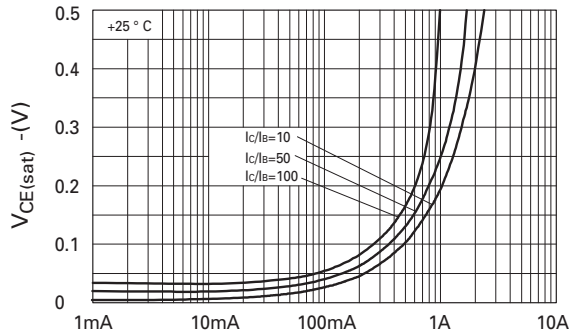
## Electrical characteristics (@T<sub>AMB</sub> = 25°C)

Parameter	Symbol	Min.	Max.	Unit	Conditions
Collector-base breakdown voltage	$V_{(BR)CBO}$	40		V	$I_C=100\mu A$
Collector-emitter breakdown voltage	$V_{(BR)CEO}$	40		V	$I_C=10mA^*$
Emitter-base breakdown voltage	$V_{(BR)EBO}$	5		V	$I_E=100\mu A$
Collector-emitter cut-off current	$I_{CES}$		100	nA	$V_{CE}=30V$
Collector-base cut-off current	$I_{CBO}$		100	nA	$V_{CB}=30V$
Emitter-base cut-off current	$I_{EBO}$		100	nA	$V_{EB}=4V$
Static forward current transfer ratio	$h_{FE}$	300 300 200 35	900		$I_C=1mA, V_{CE}=5V^*$ $I_C=500mA, V_{CE}=5V^*$ $I_C=1A, V_{CE}=5V^*$ $I_C=2A, V_{CE}=5V^*$
Collector-emitter saturation voltage	$V_{CE(sat)}$		0.2 0.3 0.5	V V V	$I_C=100mA, I_B=1mA^*$ $I_C=500mA, I_B=50mA^*$ $I_C=1A, I_B=100mA^*$
Base-emitter saturation voltage	$V_{BE(sat)}$		1.1	V	$I_C=1A, I_B=100mA^*$
Base-emitter turn-on voltage	$V_{BE(on)}$		1.0	V	$I_C=1A, V_{CE}=5V^*$
Transition frequency	$f_T$	150			$I_C=50mA, V_{CE}=10V$ $f=100MHz$
Output capacitance	$C_{obo}$		10	pF	$V_{CB}=10V, f=1MHz$

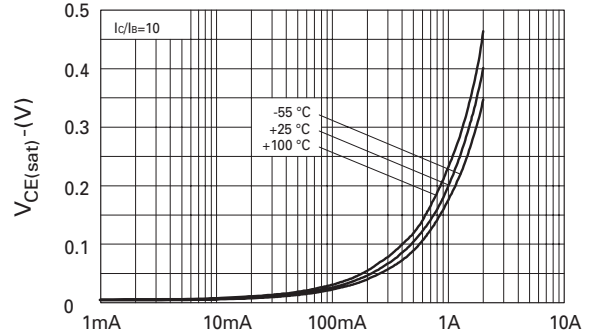
### NOTES:

\* Measured under pulsed conditions. Pulse width=300 $\mu$ S. Duty cycle  $\leq$ 2%  
Spice parameter data is available upon request for this device

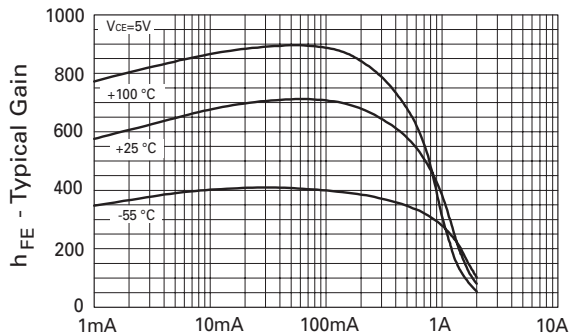
## Typical characteristics



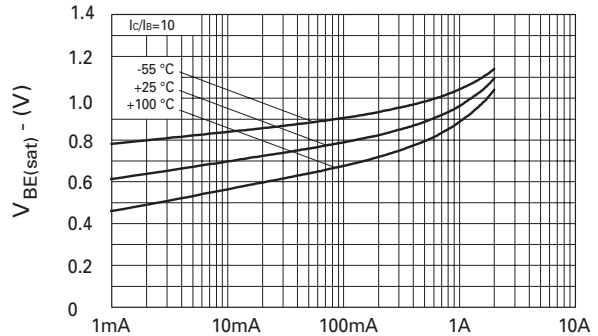
$V_{CE(sat)}$  v  $I_C$



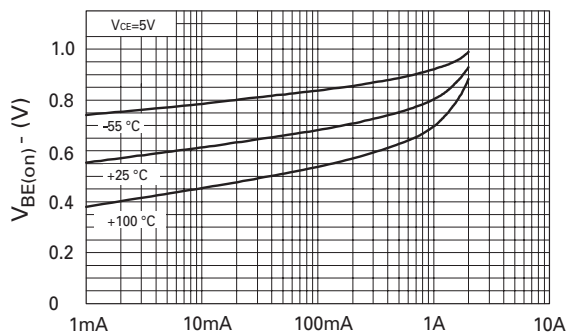
$V_{CE(sat)}$  v  $I_C$



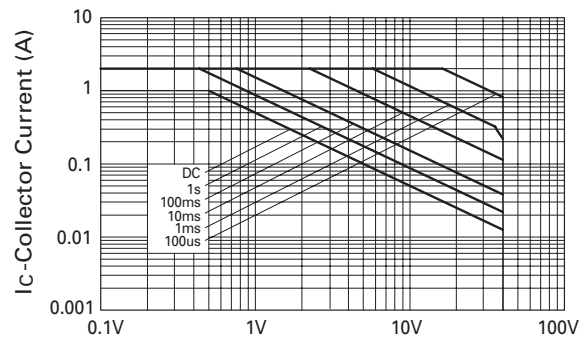
$h_{FE}$  v  $I_C$



$V_{BE(sat)}$  v  $I_C$

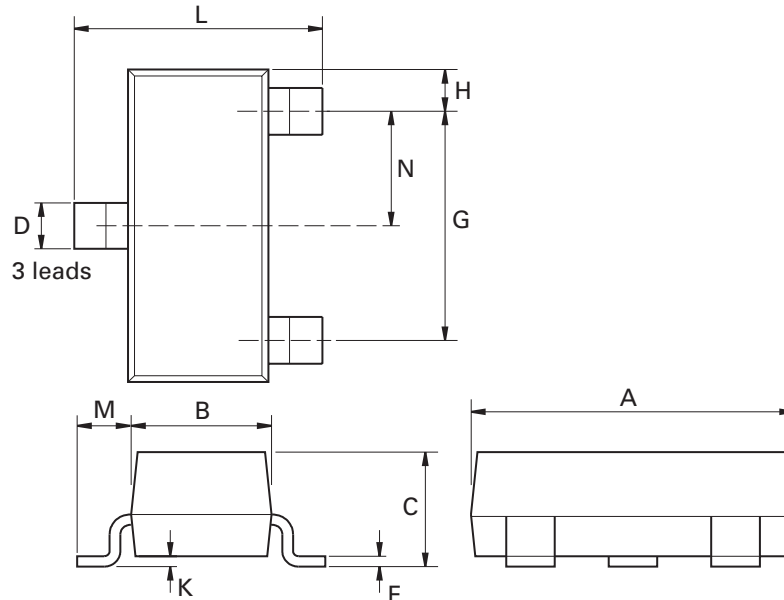


$V_{BE(on)}$  v  $I_C$



$V_{CE}$  - Collector Emitter Voltage (V)  
Safe Operating Area

## Packaging details - SOT23



## Package dimensions

Dimensions in inches are control dimensions, dimensions in millimeters are approximate.

Dim.	Millimeters		Inches		Dim.	Millimeters		Inches	
	Min.	Max.	Min.	Max.		Min.	Max.	Max.	Max.
A	2.67	3.05	0.105	0.120	H	0.33	0.51	0.013	0.020
B	1.20	1.40	0.047	0.055	K	0.01	0.10	0.0004	0.004
C	-	1.10	-	0.043	L	2.10	2.50	0.083	0.0985
D	0.37	0.53	0.015	0.021	M	0.45	0.64	0.018	0.025
F	0.085	0.15	0.0034	0.0059	N	0.95 Nom.		0.0375 Nom.	
G	1.90 Nom.		0.075 Nom.		-	-	-	-	-

### Europe

Zetex GmbH  
Streitfeldstraße 19  
D-81673 München  
Germany

Telefon: (49) 89 45 49 49 0  
Fax: (49) 89 45 49 49 49  
europe.sales@zetex.com

### Americas

Zetex Inc  
700 Veterans Memorial Highway  
Hauppauge, NY 11788  
USA

Telephone: (1) 631 360 2222  
Fax: (1) 631 360 8222  
usa.sales@zetex.com

### Asia Pacific

Zetex (Asia Ltd)  
3701-04 Metroplaza Tower 1  
Hing Fong Road, Kwai Fong  
Hong Kong

Telephone: (852) 26100 611  
Fax: (852) 24250 494  
asia.sales@zetex.com

### Corporate Headquarters

Zetex Semiconductors plc  
Zetex Technology Park, Chadderton  
Oldham, OL9 9LL  
United Kingdom

Telephone (44) 161 622 4444  
Fax: (44) 161 622 4446  
hq@zetex.com

These offices are supported by agents and distributors in major countries world-wide.

This publication is issued to provide outline information only which (unless agreed by the company in writing) may not be used, applied or reproduced for any purpose or form part of any order or contact or be regarded as a representation relating to the products or services concerned. The company reserves the right to alter without notice the specification, design, price or conditions of supply of any product or service.